



# WeTransfer - Navodila

---

[HTTPS://WETRANSFER.COM/](https://wetransfer.com/)

## CENA:

**Brezplačna verzija:** €0.00

**Pro verzija:** €12.00/mesec

WeTransfer	WeTransfer Pro
Free forever	€12 per month / €120 per year, save 17% (was €144)
<ul style="list-style-type: none"><li>× No storage</li><li>✓ Send up to 2 GB</li><li>✓ Email transfers to up to 3 people</li><li>✓ Link transfers to unlimited people</li><li>✓ Transfers get deleted after 7 days</li></ul>	<ul style="list-style-type: none"><li>✓ 1 TB storage <small>New!</small></li><li>✓ Send and receive up to 20 GB</li><li>✓ Email transfers to up to 50 people</li><li>✓ Link transfers to unlimited people</li><li>✓ Decide when transfers get deleted</li><li>✓ Resend, forward and delete transfers</li><li>✓ Password protection for transfers</li><li>✓ Your own Pro page and URL</li><li>✓ Customize your page and emails</li><li>✓ Same-day chat and email support</li><li>...and more</li></ul>

## ZAHTEVNOST:

WeTransfer je zelo preprost za uporabo, če bi ga uvrstili po težavnosti (1-10), ga lahko uvrstimo kot 2 po težavnosti, torej je lahkoten za uporabo.

## OMEJITVE:

**Brezplačni paket ima nekaj omejitev:**

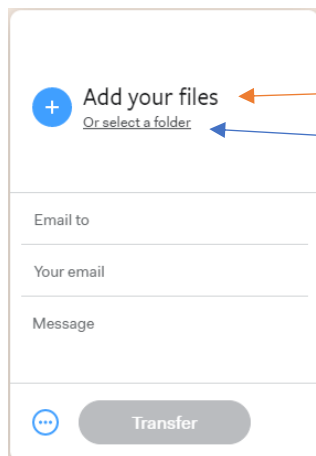
- 2GB na transfer
- Trajanje transferja 7 dni (izbris po 7 dneh)
- Email transfer do 3 ljudi

**WeTransfer Pro**

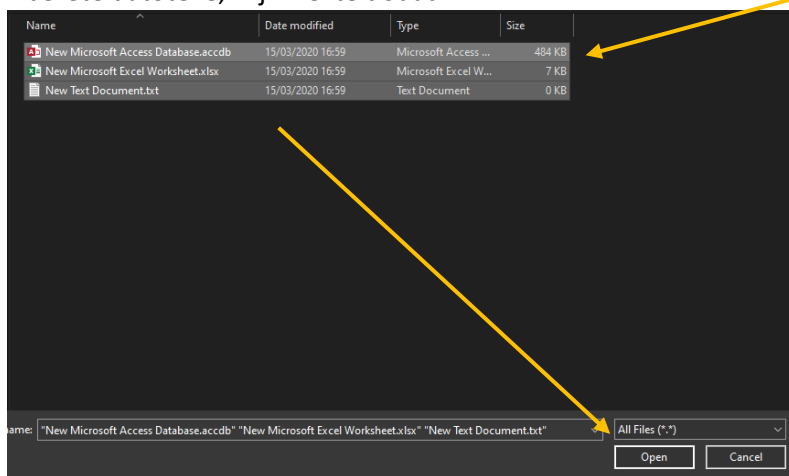
- 1TB prostora
- 20GB na transfer
- Email transfer do 50 ljudi
- ...

## UPORABA:

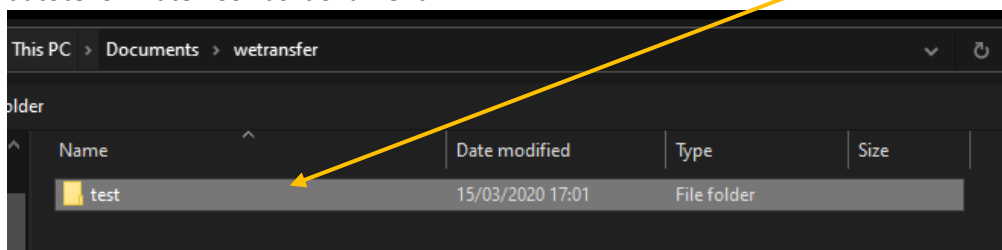
### Pošiljanje več datotek hkrati:



- **1. Način:** Kliknite na “Add your files” nato na tipkovnici držite tipko “Ctrl” in obkljukate oz. izberete datoteke, ki jih želite dodati.



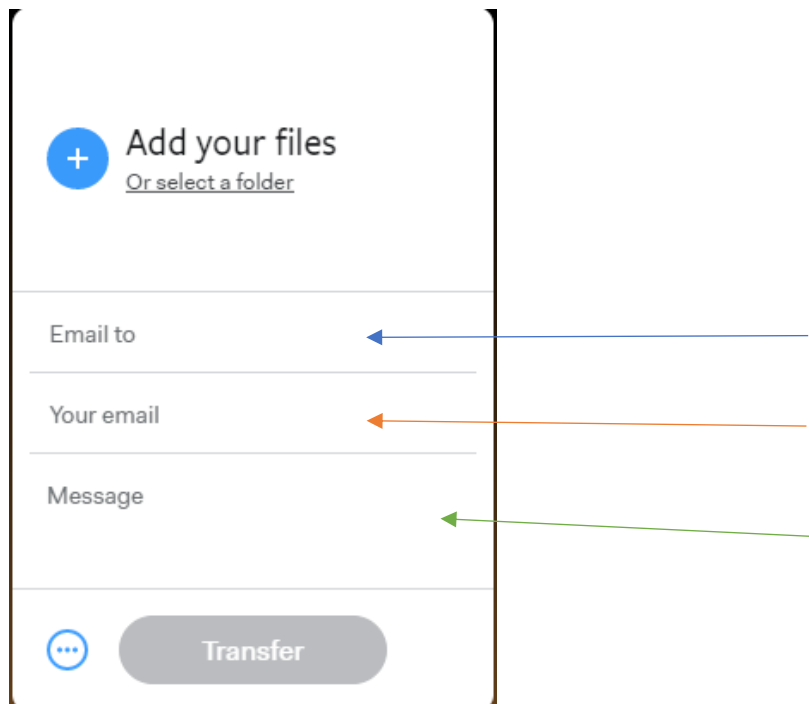
- **2. Način:** Kliknite na “Or select a folder”, ki se nahaja pod “Add your files” nato izberete datoteko v kateri so vaši dokumenti.



V prvo vnosno polje vnesemo “**E-mail naslov**” prejemnika oz. prejemnikov, če jih je več.

V drugo vnosno polje vnesemo naš “**E-email naslov**”.

V primeru potrebe pa lahko pustimo še sporočilo.



The image shows a mobile application interface for transferring files via email. At the top, there is a blue circle with a white plus sign and the text "Add your files" and "Or select a folder". Below this are three input fields: "Email to", "Your email", and "Message". At the bottom, there is a grey button labeled "Transfer" and a blue circle with three white dots. Three arrows point from the right side of the image to the "Email to", "Your email", and "Message" fields.

Nato kliknite “**Transfer**”, na vaš e-mail naslov bo poslan “**Link do povezave**” kjer bo omogočen prenos naloženih datotek.